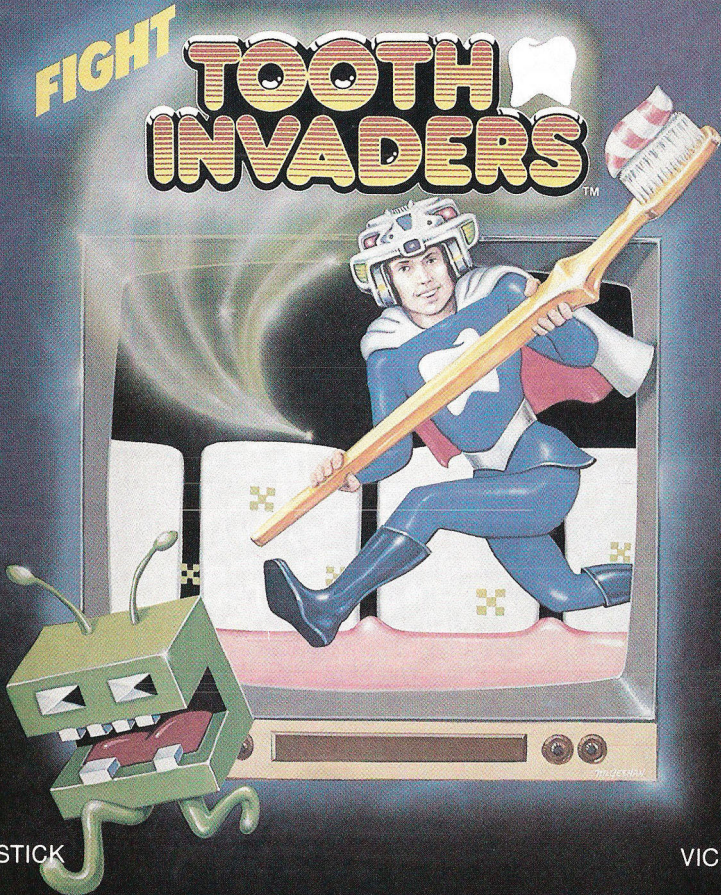


TOOTH INVADERSTM is a game that sparkles with arcade style action. What's more, moms and dentists love it for teaching proper dental care. You are the super hero Plaqueman, and it's up to you to defeat the dreaded enemy, D.K. At all 9 levels of play TOOTH INVADERSTM is a challenge that will keep you amused for hours. This is definitely a game you can sink your teeth into! This game has been reviewed by the American Dental Association.



JOYSTICK

VIC 1938





INSTRUCTIONS FOR USE

TOOTH INVADERS



STARTING THE GAME

1. Turn OFF your VIC 20 before inserting or removing any cartridges.
2. Insert the cartridge, with the label side up, into the expansion port on the back of the VIC 20. The expansion port is the opening farthest to the right when the keyboard is facing you.
3. Turn ON the VIC 20. The opening TOOTH INVADERS title should appear. If the screen remains blank after 5 seconds, turn the computer off, then on again. If this doesn't work, turn the computer OFF and remove the cartridge. Carefully re-insert the cartridge and try again.
4. TOOTH INVADERS is a one-player game. It is designed to be used with a joystick. Plug your joystick into the control port. Use the joystick to initially select your level, and later to control the movement of Plaqueman.
5. The title screen displays "Select Level." There are 9 basic skill levels to choose from. Important: TOOTH INVADERS is set to begin at a medium skill level (level 5). Select a higher level by moving your joystick to the right, or for a lower level, move your joystick to the left. Following level 9, you're in the Super Skill level. Press the Trigger to begin.

Adjusting Screen Position

To center the picture use the  and  keys. Each time you press the  key, the picture will move to the right, and when the  key is pressed, the picture will move towards the bottom of your TV screen. Keep using these two keys until you are satisfied the picture is centered within your screen. (NOTE: Once the game has begun you can not change the screen colors).

Eliminating Screen Flutter

On some TV sets with automatic fine tuning your screen may "flutter" up and down when using a computer or video game. To correct this, hold down the  key and hit the  key. (NOTE: Doing this with a standard TV set may cause the screen to flutter).

TOOTH INVADERS™

The object of the game is to eliminate all the plaque D.K., the Plaque Germ, has formed on all tooth surfaces, including in-between the teeth. This must be accomplished using the toothbrush (to clean the tooth surfaces), and dental floss (to clean the surfaces in-between teeth.) Special care must be taken to avoid colliding with D.K....if you do, you will be eliminated.

THE TOOTH INVADER: "D.K.", THE PLAQUE GERM

D.K. forms plaque on all tooth surfaces, including in-between teeth. The object of the game is to clean away all the plaque D.K. has formed on all 8 teeth.

“PLAQUEMAN”

PLAQUEMAN uses a toothbrush and fluoride toothpaste to remove plaque from tooth surfaces. He also uses dental floss to remove the plaque that D.K. drops on surfaces in-between teeth.

BRUSH AND FLOSS POWER

PLAQUEMAN uses a toothbrush to clean away the plaque on tooth surfaces.

The toothbrush, however, will not effectively clean surfaces in-between the teeth. To clean these surfaces, dental floss is used. TO SWITCH FROM TOOTHBRUSH TO FLOSS AND VICE VERSA, SIMPLY PRESS THE RED TRIGGER.

DANGER — D.K.!

While cleaning, PLAQUEMAN must be careful to avoid colliding with D.K. If he does, PLAQUEMAN will be eliminated and carried away by a balloon.

DECAY ALERT

Two warning signals will let you know when a tooth is decaying. They are:

1. You will hear a “beeping” sound; and
2. The tooth in danger will begin to blink a bright green color.

PRACTICE MAKES PERFECT — TRY AGAIN!

The game ends when all the PLAQUEMEN are eliminated or when four teeth have decayed and disappeared.

CATCH D.K. — EARN BONUS POINTS!

When a tooth is totally clean, it will sparkle. Now you have 10 seconds to earn bonus points by catching and eliminating D.K. Listen for the music! When it stops, your chasing time is over and D.K. can now eliminate you once again.

THE FUN NEVER ENDS!

When four or more of the remaining teeth are all clean and blinking, you will move on to the next skill level.

SPECIAL KEYS & FUNCTIONS

The RESTORE key acts as an instant game reset. Hitting this key brings you immediately to the TOOTH INVADERS title page.

SCORING

Points: 10 points are earned for each piece of plaque removed from tooth surfaces. 30 points are earned for each piece of plaque removed from surfaces in-between teeth.

Bonus Points: 300 bonus points are earned whenever D.K. is eliminated. 100 bonus points are earned for each sparkling tooth remaining at the end of each level.

BONUS PLAQUEMEN

One additional PLAQUEMAN is awarded at each of the following point levels: 10,000; 20,000; 35,000; 50,000; 75,000; and 100,000.

Try some of these other exciting Commodore games:

Avenger	The Count
Super Slot	Voodoo Castle
Super Alien	Sargon Chess II
Jupiter Lander	Super Smash
Draw Poker	Cosmic Cruncher
Midnight Drive	Gorf
Radar Rat Race	Omega Race
Sky is Falling	Money Wars
Mole Attack	Personal Finance
Raid on Ft. Knox	Visible Solar System
Adventureland	Clowns
Pirate Cove	Bingo Math
Mission Impossible	Seawolf

Contact a Commodore retailer in your area for any of these exciting arcade style games.



 **commodore**



Tooth Invaders
VIC-1938